

**ELK HORN  
PAINTING**

SCAN TO EXPLORE MORE COLORS, TIPS, AND PROJECTS AT [ELKHORNPAINING.COM](https://elkhornpainting.com)



# RESIDENTIAL COLOR GUIDE

**SIMPLE TOOLS TO HELP YOU CHOOSE THE PERFECT COLORS FOR YOUR HOME**

**ELK HORN PAINTING**  
[ELKHORNPAINING.COM](https://elkhornpainting.com)

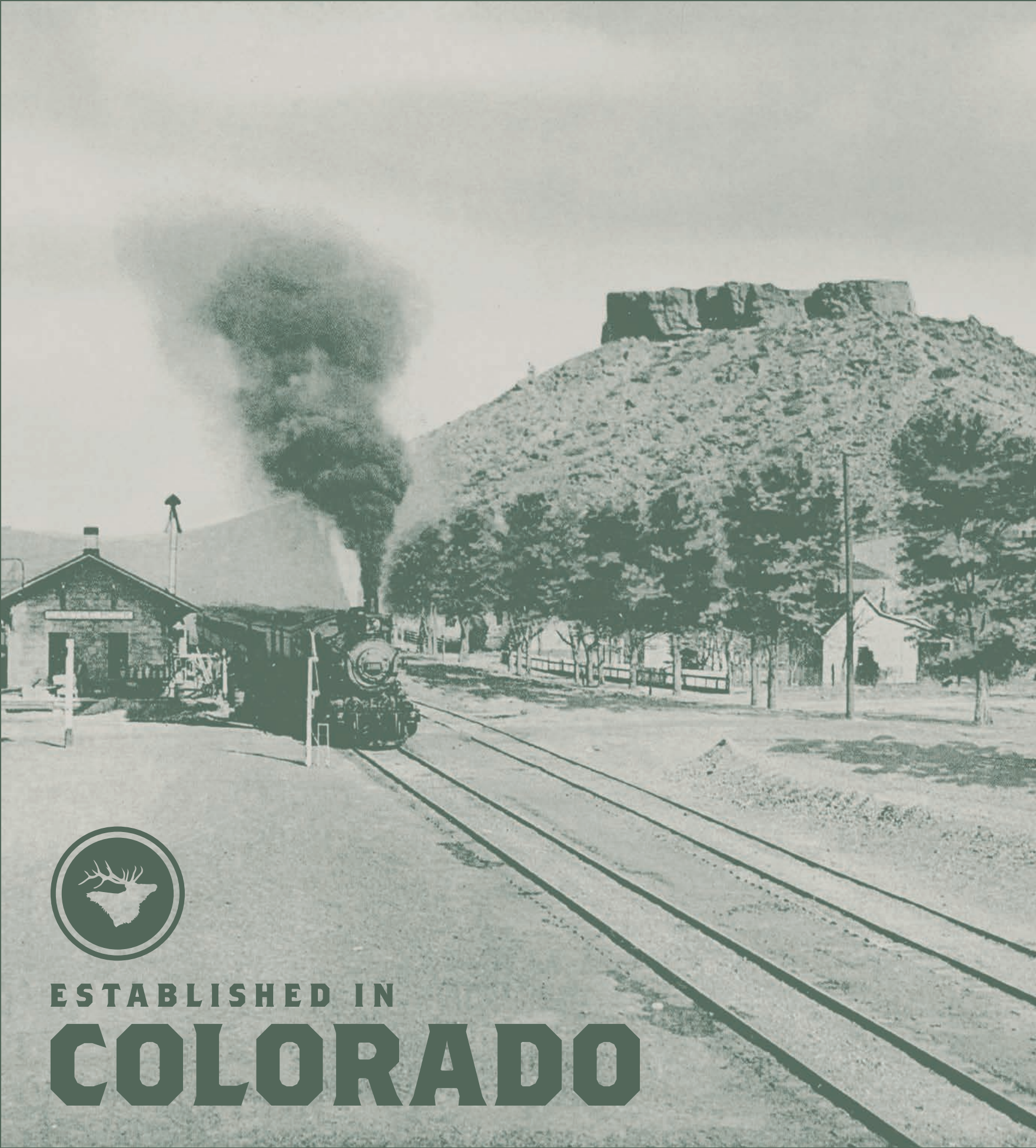
**CASTLE ROCK**  
**380 PERRY ST SUITE 250**  
**CASTLE ROCK, CO 80104**  
**720-507-1738**

**DENVER**  
**5650 E EVANS AVE STE 206**  
**DENVER, CO 80222**  
**720-507-1738**



# CONTENTS

1	Cover page
3	Contents
5	The Elk Horn Difference
6	Schemes
6	a. Tips for Choosing Colors
8	b. Interior Color Schemes
16	ii. Cabinet Color Schemes
18	i. Interior Paints & Sheens
20	c. Exterior Color Schemes
34	i. Exterior Paints & Sheens
34	ii. Specialty Products
35	iii. Popular & Favorite Colors
40	Color Tools
41	What Happens Next?
42	Warranty & Insurance Coverage
44	Ready to See It Come to Life?



ESTABLISHED IN  
**COLORADO**



# THE ELK HORN DIFFERENCE

## A BETTER WAY TO PAINT YOUR HOME

We help Colorado homeowners bring fresh life to their spaces with beautiful, lasting paintwork—inside and out. Our crews are thoughtful, our process is smooth, and the results speak for themselves.

We believe great painting is about more than color—it’s about care.

## WHAT MAKES ELK HORN DIFFERENT



### CLEAR COMMUNICATION

You’ll always know what’s happening—and what comes next.



### TOP-NOTCH CREWS

Respectful, detail-oriented, and easy to have around.



### QUALITY YOU CAN FEEL

Crisp lines. Smooth coverage. Beautiful, lasting results.



### ROOTED IN COLORADO

We proudly serve the communities we live in—with care, skill, and pride.



ELK HORN  
PAINTING



# TIPS FOR CHOOSING COLORS



## PICKING COLORS CAN FEEL OVERWHELMING. LET’S MAKE IT EASY.

You don’t have to get it perfect—we’re here to help. But if you want a head start, here are a few simple tips:

### LOOK TO YOUR HOME’S FEATURES:

- Stone or brick? Pull body or trim colors from those tones.
- Roof color? Choose a body color that complements it—don’t try to match black or bold colors exactly.

### CONSIDER YOUR LANDSCAPE:

- Got a lot of greenery? Warm earth tones (taupes, browns, greens) work beautifully.
- Bright flowers? You can lean into contrast with cooler or neutral tones.

### START WITH THE BODY COLOR:

- Most homes use 2 or 3 total colors: one for the body, one for trim, one for accent.
- If you’re adding color to the door or shutters, that’s your “accent.”

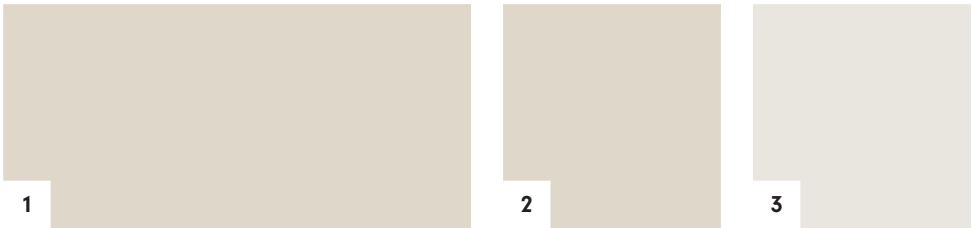
### WANT TO PLAY IT SAFE?

- Stick to one color family: choose a trim or accent color 2+ shades darker or lighter than your body color.

We’ll help finalize everything during your consultation—and bring samples so you can see colors in real light.




# RECOMMENDED INTERIOR COLOR SCHEMES



**COZY WHITE**

**1. WALLS** SW Shoji White  
**2. CEILINGS** SW Shoji White  
**3. TRIM & DOORS** SW Pure White



**MODERN CLASSIC**

**1. WALLS** SW Origami White  
**2. CEILINGS** SW Origami White  
**3. TRIM** SW Origami White  
**4. DOORS** SW Tricorn Black



**NEUTRAL &  
CLEAN**

**1. WALLS**  
**2. CEILINGS**  
**3. TRIM & DOORS**


SW Modern Gray, Agreeable Gray, or Accessible Beige  
SW Pure White  
SW Pure White



**CALM &  
COOL**

**1. WALLS**  
**2. CEILINGS**  
**3. TRIM & DOORS**


SW Knitting Needles, City Loft, or Repose Gray  
SW Extra White  
SW Extra White



**BRIGHT &  
WARM**

**1. WALLS**  
**2. CEILINGS**  
**3. TRIM & DOORS**

SW Alabaster or Greek Villa  
SW Alabaster or Greek Villa  
SW Extra White



**CONTEMPORARY**

**1. WALLS**  
**2. CEILINGS**  
**3. TRIM & DOORS**

SW Pure White  
SW Pure White  
SW Tricorn Black or Iron Ore



SOFT BEIGE

1. WALLS

2. CEILINGS

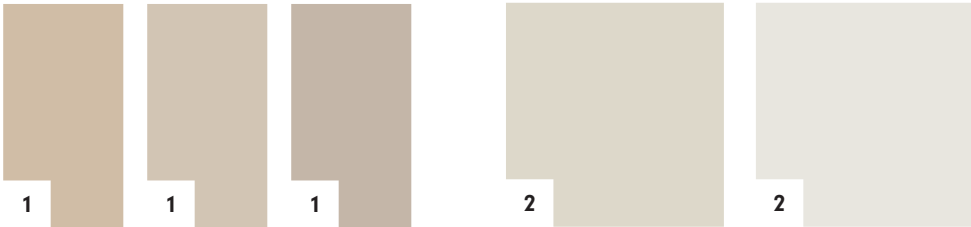
3. TRIM & DOORS

SW Nomadic Desert

SW Natural Choice

SW Natural Choice

### PAIRINGS WITH WARM WOOD TRIM AND DOORS



1. WALLS

2. CEILINGS

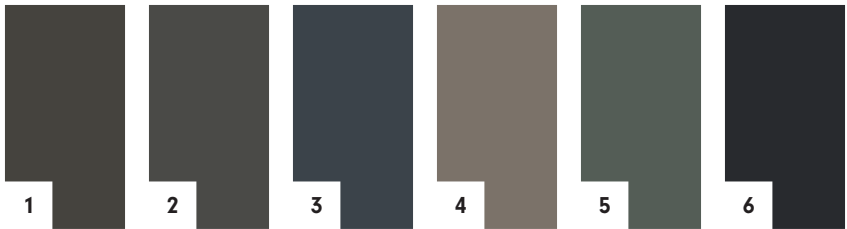
SW Kilim Beige, Rivers Edge, or Bungalow Beige

SW White Duck or Pure White

### ACCENT WALL COLORS

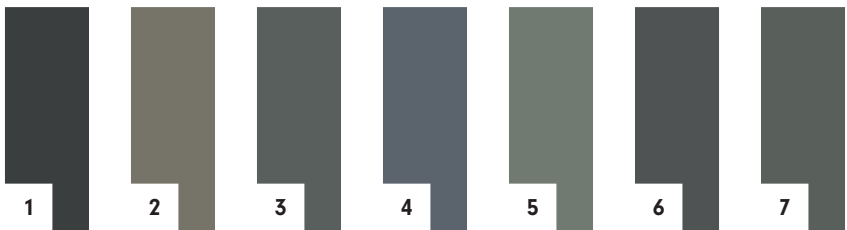
#### PAIRED WITH NEUTRAL/ WARM SCHEMES

1. SW Black Fox
2. SW Urbane Bronze
3. SW Cyberspace
4. SW Backdrop
5. SW Pewter Green
6. SW Caviar



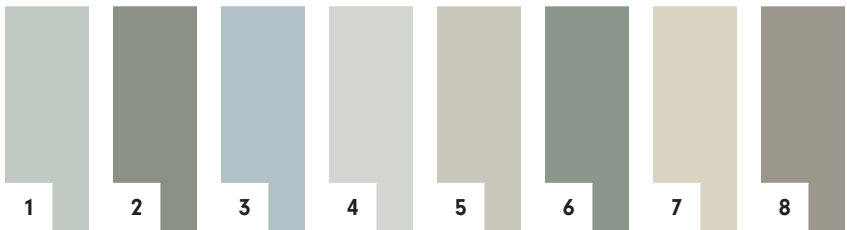
#### PAIRED WITH NEUTRAL/ COOL SCHEMES

1. SW Iron ore
2. SW Anonymous
3. SW Grizzle Gray
4. SW Gibraltar
5. SW Retreat
6. SW Peppercorn
7. SW Night Owl



#### BEDROOMS, OFFICES, AND BATHROOMS


1. SW Sea Salt
2. SW Evergreen Fog
3. SW Upward
4. SW Fleur de Sel
5. SW Gossamer Veil
6. SW Acacia Haze
7. SW Neutral Ground
8. SW Fawn Brindle



TIMELESS CABINET COLORS


BRIGHT WHITES

- 1. SW Pure White
- 2. SW Extra White
- 3. SW Snowbound




CREAMY OFF WHITES

- SW Alabaster
- SW Creamy
- SW Casa Blanca




SOFT GREIGE

- 1. SW Agreeable Gray
- 2. SW Accessible Beige




COOL GRAY

- SW Fleur de Sel
- SW Mindful Gray
- SW Repose Gray



KITCHEN ISLAND ACCENT COLOR OR TWO TONED SCHEME ACCENT COLORS

- 1. SW Iron Ore
- 2. SW Urbane Bronze
- 3. SW Naval or In the Navy
- 4. SW Wall Street
- 5. SW Porpoise
- 6. SW Grays Harbor
- 7. SW Mountain Pass
- 8. SW Night Owl



“

What a pleasure to work with this company! Everyone was knowledgeable, professional and pleasant to work with. We got a quick and fair estimate and were scheduled within a few weeks. The team was in constant contact and kept us advised every step of the way. The crew was on time, polite, hard working, left no trace behind... plus, they were FAST! We recommend Elk Horn Painting 100%.

AVA



# INTERIOR PAINTS

## PRODUCTS WE TRUST FOR BEAUTIFUL, LASTING RESULTS

### INTERIOR PAINTS

#### SUPERPAINT (INTERIOR)

A primer and paint in one, SuperPaint offers great coverage with a smooth appearance for a great value. Rich color, easy application, and a washable finish. Available in Flat, Satin, and Semi-Gloss.

#### DURATION

Our go-to for most homes, Duration offers great coverage, is mildew resistant with antimicrobial technology, and highest traffic areas easier to maintain—you can simply wipe and clean. Available in Flat, Matte (our most popular), Satin, and Semi-Gloss sheens.

#### EMERALD (INTERIOR)

Includes the same antimicrobial technology as Duration with exceptional washability and coverage. Emerald transforms walls with a beautiful finish and is available in their Designer Color Collection. Premium protection and a smooth, clean finish. Available in Flat, Matte, Satin, and Semi-Gloss sheens.

### INTERIOR SHEENS

#### CHOOSING THE RIGHT FINISH FOR INSIDE YOUR HOME

Different rooms in your home face different kinds of wear and tear.

Here's how to choose a finish that fits your space and lifestyle:

#### FLAT

**Where it works best:** No shine at all. Best for ceilings or walls you don't touch often. Hides flaws really well, but not easy to clean. Use it where you want a soft, smooth look—and no fingerprints.

#### MATTE

**Where it works best:** Silky velvet finish. Our most popular sheen for walls - and is a great option for ceilings as well. Delivers a softer look while still offering great washability and durability. Only available in Duration and Emerald paints.

#### SATIN

**Where it works best:** A standard in many homes, Satin offers a subtle sheen and is easy to clean. Also recommended for cabinets and trim for a softer but still durable finish.

#### SEMI-GLOSS

**Where it works best:** A more noticeable sheen that is a popular finish for trim, doors, and cabinets.



# TRUSTED BY THOUSANDS, RIGHT HERE IN COLORADO

WE'RE GRATEFUL FOR YOUR TRUST—AND WE'LL WORK HARD TO EARN IT.



ELK HORN PAINTING






# RECOMMENDED EXTERIOR COLOR SCHEMES

Timeless combinations curated for Colorado homes

## WHITES



**SOFT STONE**


- 1. BODY**
- 2. TRIM**
- 3. ACCENT**

SW 7010 White Duck  
SW 7031 Mega Greige  
SW 6258 Tricorn Black

## MODERN FARMHOUSE

- 1. BODY**
- 2. TRIM**
- 3. ACCENT**


SW 7042 Shoji White  
SW 7019 Gauntlet Gray  
SW 6990 Caviar



## SNOWCAP CONTRAST

- 1. BODY**
- 2. TRIM 1**
- 3. TRIM 2**
- 4. FRONT DOOR**

SW 7008 Alabaster  
SW 7008 Alabaster  
SW 6258 Tricorn Black  
SW 7047 Porpoise






GREENS

RETREAT LODGE

- 1. BODY
- 2. TRIM
- 3. ACCENT


SW 6207 Retreat  
SW 7069 Iron Ore  
SW 6076 Turkish Coffee



TIMBERLINE CALM

- 1. BODY
- 2. TRIM
- 3. ACCENT


SW 7743 Mountain Road  
SW 7042 Shoji White  
SW 9104 Woven Wicker



ASPEN SAGE

- 1. BODY
- 2. TRIM 1
- 3. TRIM 2

SW 9130 Evergreen Fog  
SW 7005 Pure White  
SW 7048 Urbane Bronze






BLUES & NAVIES

GRANITE LAKE

- 1. BODY
- 2. TRIM
- 3. ACCENT


SW 6250 Granite Peak  
SW 7671 On the Rocks  
SW 7069 Iron Ore



TWILIGHT HAZE

- 1. BODY
- 2. TRIM
- 3. ACCENT


SW 9137 Niebla Azul  
SW 7551 Greek Villa  
SW 7622 Homburg Gray



STARLIGHT RANCH

- 1. BODY
- 2. TRIM 1
- 3. TRIM 2

SW 6244 Naval  
SW 7006 Extra White  
SW 6690 Gambol Gold






GRAYS

SILVER SAGEBUSH

- 1. BODY
- 2. TRIM
- 3. ACCENT


SW 7065 Argos  
SW 7006 Extra White  
SW 2851 Sage Green Light



MODERN PEAK

- 1. BODY
- 2. TRIM
- 3. ACCENT


SW 9170 Dorian Gray  
SW 7006 Extra White  
SW 9178 In the Navy



FRONT RANGE FOG

- 1. BODY
- 2. TRIM 1
- 3. TRIM 2

SW 7008 Alabaster  
SW 7008 Alabaster  
SW 6258 Tricorn Black




BROWNS, BEIGES & TAUPES

HERBAL STONE

- 1. BODY
- 2. TRIM
- 3. ACCENT


SW 6199 Rare Gray  
SW 7571 Casa Blanca  
SW 6208 Pewter Green



PRAIRIE CLAY

- 1. BODY
- 2. TRIM
- 3. ACCENT


SW 7633 Taupe Tone  
SW 7011 Natural Choice  
SW 2739 Charcoal Blue



DESERT LOFT

- 1. BODY
- 2. TRIM 1
- 3. TRIM 2


SW 7506 Loggia  
SW 7631 City Loft  
SW 7674 Peppercorn



CANYON DRIFT

- 1. BODY
- 2. TRIM
- 3. ACCENT

SW 7519 Mexican Sand  
SW 7002 Downy  
SW 7617 Mediterranean






**BROWNS, BEIGES & TAUPES**

**EARTH & EMBER**

- 1. BODY
- 2. TRIM
- 3. ACCENT


SW 7514 Foothills  
SW 7020 Black Fox  
SW 9005 Coral Clay



**TRAIL DUST**

- 1. BODY
- 2. TRIM
- 3. ACCENT


SW 6141 Softer Tan  
SW 7514 Foothills  
SW 7083 Darkroom



**MESA SUNSET**

- 1. BODY
- 2. TRIM 1
- 3. TRIM 2

SW 7695 Mesa Tan  
SW 6140 Moderate White  
SW 7585 Sun Dried Tomato



CRAFTSMAN-INSPIRED



**ROYCROWFT  
PEWTERHOUSE**

**1. BODY  
2. TRIM  
3. ACCENT**

SW 2848 Roycroft Pewter  
SW 2833 Roycroft Vellum  
SW 2839 Roycroft Copper Red



**MOUNTAIN  
HERITAGE**

**1. BODY  
2. TRIM  
3. ACCENT**

SW 2837 Aurora Brown  
SW 7531 Canvas Tan  
SW 2846 Roycroft Bronze Green

# EXTERIOR PAINTS

## PRODUCTS WE TRUST FOR BEAUTIFUL, LASTING RESULTS

### EXTERIOR PAINTS



**LATITUDE (EXTERIOR)**  
Reliable and affordable—great coverage and a smooth finish. This moisture-resistant latex paint is formulated with ClimateFlex Technology™ that applies smoothly in all types of weather. Offers strong durability against the elements.



**DURATION**  
Durable and fade-resistant, ideal for sunny or exposed homes. Formulated with PermaLast® technology to withstand UV exposure and harsh weather. Provides a mildew-resistance coating that protects your home from moisture. Available in VinylSafe.



**EMERALD (EXTERIOR)**  
Top-tier performance and long-term color retention. Provides a luxury finish with best-in-class protection against fading, peeling, and blistering. Highly recommended for rich, saturated colors, this paint sets itself apart with its vivid pigment expression and performance against harsh conditions. Available in VinylSafe.



**EMERALD RAIN REFRESH**  
Helps homes stay clean—dirt rinses off with rain. Formulated with a patented Self Cleaning Technology which will wash away dirt on contact with rain or water. This technology also repels moisture and has top of the line fade resistance. In a class of its own, Rain Refresh sets a new standard for durability with a beautiful finish. Available in VinylSafe.

# SPECIALTY PRODUCTS

## COATINGS FOR DECKS, METAL, MASONRY, AND VINYL SIDING.

**LOXON XP**  
For stucco, stone, and brick. Durable and outstanding water resistance.

**SUPERDECK**  
Stains and protects wood. Perfect for siding, decks, and fences.

### EXTERIOR SHEENS

**CHOOSING THE RIGHT FINISH FOR COLORADO WEATHER**  
Your home’s exterior takes a beating—sun, snow, hail, and dramatic temperature swings. Different parts of your house need different levels of protection.

Here's what we recommend for a long-lasting finish that stands up to Colorado’s climate:

**FLAT**  
**Where it works best:** Great for stucco or masonry siding and broad surfaces—minimizes surface flaws and gives a classic look.

**SATIN**  
**Where it works best:** Our most popular choice—resists moisture and UV while keeping a natural appearance.










Our team will match the best finish to your home’s materials and exposure.

# POPULAR & FAVORITE COLORS

These are the colors our clients love most—and the ones that work beautifully on Colorado homes year after year. Start here if you're looking for a timeless and trusted palette.

## SIDING & BODY COLORS

### GRAYS

LIGHT GRAYS	1.	SW 7015 Repose Gray			
	2.	SW 7649 Silverplate			
	3.	SW 7672 Knitting Needles			
MEDIUM GRAYS	1.	SW 7673 Pewter Cast			
	2.	SW 7017 Dorian Gray			
	3.	SW 7018 Dovetail			
DARK GRAYS	1.	SW 7019 Gauntlet Gray			
	2.	SW 7068 Grizzle Gray			
	3.	SW 6005 Folkstone			

**VINYLSAFE PAINTS**  
Formulated with specialty pigments to prevent warping when painting vinyl siding.

**PRO INDUSTRIAL DTM**  
Tough coating for metal railings, aluminum, and doors. transforms walls with a beautiful finish and is available in their Designer Color Collection. Premium protection and a smooth, clean finish. Available in Flat, Matte, Satin, and Semi Gloss sheens.




TAUPES

- LIGHT  
TAUPES**
1.

SW 7029 Agreeable Gray
2.

SW 7632 Modern Gray
3.

SW 7506 Loggia




- MEDIUM  
TAUPES**
1.

SW 7031 Mega Greige
2.

SW 9168 Elephant Ear
3.

SW 7503 Sticks & Stones




- DARK  
TAUPES**
1.

SW 7033 Brainstorm Bronze
2.

SW 7026 Griffin
3.

SW 7047 Porpoise



TANS & BEIGES

- LIGHT  
TAN/BEIGE**
1.

SW 7036 Accessible Beige
2.

SW 6106 Kilim Beige
3.

SW 7517 River's Edge



- MEDIUM  
TAN/BEIGE**
1.

SW 9174 Moth Wing
2.

SW 7519 Mexican Sand
3.

SW 7512 Pavilion Beige




- DARK  
TAN/BEIGE**
1.

SW 7040 Smokehouse
2.

SW 6081 Down Home
3.

SW 6083 Sable




BLUES

- LIGHT**
1.

SW 6246 North Star
2.

SW 7072 Online
3.

SW 6239 Upward




- MEDIUM**
1.

SW 9161 Dustblu
2.

SW 9138 Stardew
3.

SW 9152 Let it Rain



- DARK**
1.

SW 6250 Granite Peak
2.

SW 6257 Gibraltar
3.

SW 6251 Outerspace




GREENS

- LIGHT**
1.

SW 7058 Magnetic Gray
2.

SW 6163 Grassland
3.

SW 6170 Techno Gray




- MEDIUM**
1.

SW 9130 Evergreen Fog
2.

SW 9128 Green Onyx
3.

SW 9132 Acacia Haze



- DARK**
1.

SW 6207 Retreat
2.

SW 6187 Rosemary
3.

SW 7743 Mountain Road



## BROWNS

**MEDIUM**

1. SW 9089 Llama Wool

2. SW 7515 Homestead Brown

1

2

**DARK**

1. SW 6076 Turkish Coffee

2. SW 7520 Dark Brown

3. SW 6006 Black Bean

1

2

3

## RUSTIC REDS & MAROONS

1. SW 7585 Sundried Tomato

2. SW 2802 Rookwood Red

3. SW 2839 Roycroft Copper Red

4. SW 7593 Red Barn

1

2

3

4

## ACCENT REDS

1. SW 6866 Heartthrob

2. SW 6871 Positive Red

3. SW 6869 Stop

1

2

3

## YELLOWS

1. SW 6379 Jersey Cream

2. SW 6673 Banana Cream

3. SW 6127 Ivoire

4. SW 6372 Inviting Ivory

5. SW 2857 Peace Yellow

6. SW 6386 Napery

1

2

3

4

5

6

## TRIM COLORS

### WHITES/CREAMS

**WARM**

1. SW 7551 Greek Villa

2. SW 7008 Alabaster

3. SW 7042 Shoji White

1

2

3

**NEUTRAL**

1. SW 7005 Pure White

2. SW 7011 Natural Choice

3. SW 7636 Origami White

1

2

3

**COOL**

1. SW 7004 Snowbound

2. SW 7647 Crushed Ice

3. SW 7631 City Loft

1

2

3

## ACCENT COLORS

### DARK TONES

1. SW 2803 Rookwood Terra Cotta

2. SW 7582 Salute

3. SW 6020 Marooned

4. SW 2801 Rookwood Dark Red

5. SW 7630 Raisin

6. SW 6244 Naval

7. SW 2739 Charcoal Blue

8. SW 6258 Tricorn Black

9. SW 2851 Sage Green Light

10. SW 7048 Urbane Bronze

11. SW 7020 Black Fox

12. SW 7069 Iron Ore

1

2

3

4

5

6

7

8

9

10

11

12

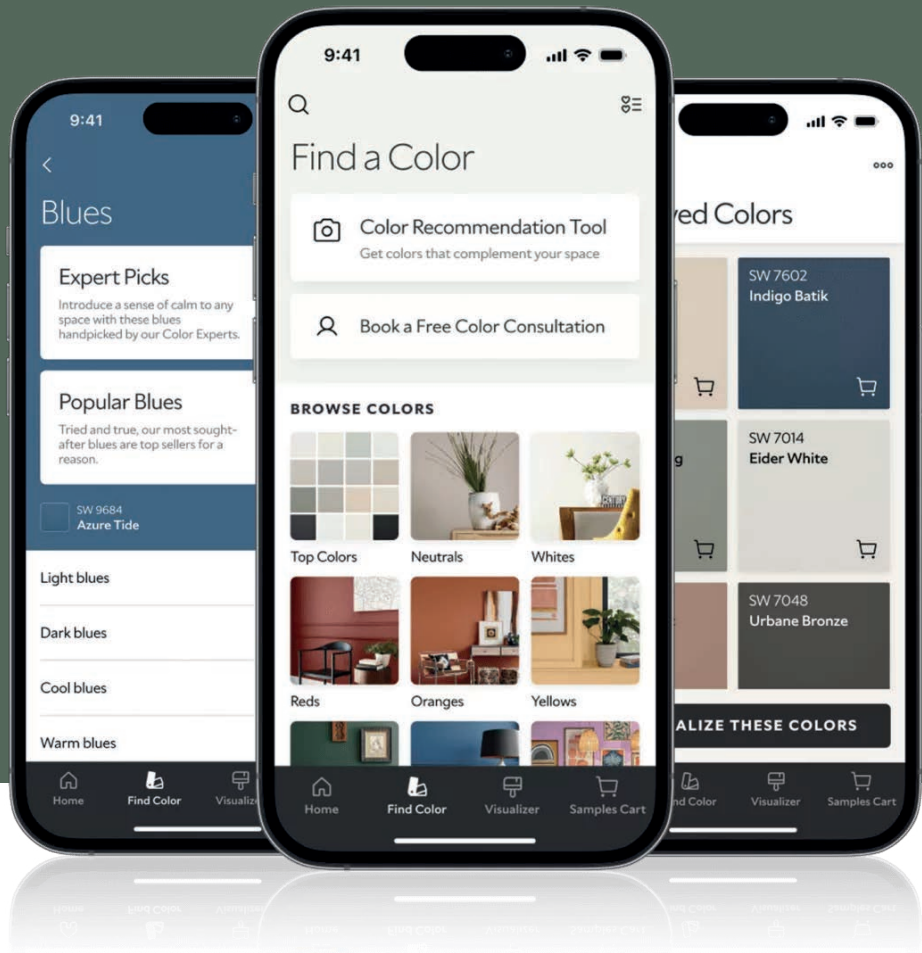


# NOT SURE WHAT COLOR TO PICK?

We'll help you find a scheme that fits your home and surroundings. We also offer free in-person color consultations and sample swatches.

Want to try it digitally?

Explore the Sherwin-Williams Color Expert™ app to test colors on your home.



# WHAT HAPPENS NEXT?

## WHAT HAPPENS AFTER YOU HIRE US

### 1. PICK YOUR COLORS

Our color expert can visit and sample swatches on your home.

### 2. SUBMIT TO HOA

If needed, send your colors for approval. We'll help guide the process.

### 3. SCHEDULE & PREP

Once approved, we'll schedule your power wash and prep. You'll stay in the loop.

### 4. PAINTING BEGINS

Our team arrives on time and works quickly—most homes are finished in a few days.

### 5. FINAL WALKTHROUGH

We'll walk the home with you, fix anything you flag, and make sure you're thrilled.



## PRO TIPS

- Trim bushes and trees 1 foot away from the house.
- Clean up pet waste near paint areas.
- Save any old paint cans or color codes—they help with matching.



# WARRANTY & INSURANCE COVERAGE

**BOTTOM LINE: YOU'RE COVERED.**

At Elk Horn Painting, we stand behind our work—because we believe in doing things right the first time. Our comprehensive workmanship warranty covers peeling, cracking, blistering, uneven coverage, and product failure. If something's not right, we'll make it right.

**WARRANTY LENGTH BY PRODUCT**

The paint you choose determines your warranty length. All warranties cover both labor and materials.

**SUPERDECK - SEMITRANSSPARENT**

Warranty: 2 Years

**SUPERDECK - SOLID/SEMI-SOLID**

Warranty: 5 Years

**SUPERPAINT**

Warranty: 5 Years

**LATITUDE**

Warranty: 6 Years

**LOXON XP**

Warranty: 7 Years

**DURATION**

Warranty: 9 Years

**EMERALD URETHANE**

Warranty: 10 Years

**EMERALD**

Warranty: 12 Years

**EMERALD RAIN REFRESH**

Warranty: 14 Years

**INTERIOR & CABINETS**

Covered by a 10-Year Workmanship Warranty (Excludes everyday wear and tear, vinyl, or floors)

**HAIL DAMAGE COVERAGE – COLORADO READY**

We live here too—and we know how damaging Colorado hail can be. That's why we offer up to \$1,000 in hail damage paint coverage, even if your insurance doesn't cover it. If comprehensive damage happens, we'll inspect, assess, and work directly with your insurer to keep things simple and stress-free.

**WARRANTY EXCLUSIONS**

We don't cover:

- Deck floors, mildew, vinyl surfaces, painted metal roofing, or horizontal trim, such as handrails
- Failures caused by roof leaks, water damage, or settling
- Jobs where the homeowner provides paint or requests minimal prep
- Underlying issues from previously applied products (like peeling intermediate coats)

**TO KEEP YOUR WARRANTY ACTIVE**

Your warranty begins once the project is completed and paid in full. If you ever notice a problem, just send us written notice within 60 days of discovering the issue—we'll take it from there.

**FULLY INSURED FOR PEACE OF MIND**

We maintain full coverage to protect both you and our crew:

- General Liability Insurance
- Worker's Compensation
- Commercial Auto
- Umbrella Policy

Many painters skip worker's comp—we don't. It protects our team and shields homeowners from liability in the event of injury.

**YOU'RE IN GOOD HANDS**

We're serious about safety, quality, and standing by our work. It's not just paint—it's your home. And we're honored to help take care of it.

“

Elk Horn painted our whole house, first the interior then the exterior. The quality is top notch. Nothing looks rushed. Lines were very clean, and the painters were polite & professional. Our project manager did a great job coordinating and accommodating our change requests. Would recommend 10/10

**DOMINIC**

# READY TO SEE IT COME TO LIFE?

Choosing colors for your home can feel like a big decision. Our job is to make it easy.

We'll walk your home with you, help you test samples, and make sure every color works beautifully together—on your house, in your light, with your taste in mind.

No pressure. Just thoughtful guidance, beautiful results, and a process that feels good from start to finish.

**ELKHORNPAINTING.COM**



**ELK HORN  
PAINTING**



**HAVE QUESTIONS OR  
WANT TO SCHEDULE A  
WALKTHROUGH?**

**GIVE US A CALL OR VISIT US  
ONLINE—WE'D LOVE TO HELP.**

**CASTLE ROCK  
380 PERRY ST SUITE 250  
CASTLE ROCK, CO 80104  
720-507-1738**

**DENVER  
5650 E EVANS AVE STE 206  
DENVER, CO 80222  
720-507-1738**



**ELK HORN  
PAINTING**



SCAN TO SCHEDULE A WALKTHROUGH  
OR EXPLORE MORE AT  
[ELKHORNPAINING.COM](http://ELKHORNPAINING.COM)

## **CASTLE ROCK**

**380 PERRY ST SUITE 250  
COLORADO 80104**

**720-507-1738  
[ELKHORNPAINING.COM](http://ELKHORNPAINING.COM)**

## **DENVER**

**5650 E EVANS AVE STE 206  
COLORADO 80222**

**720-507-1738  
[ELKHORNPAINING.COM/  
PAINTERS-DENVER-CO](http://ELKHORNPAINING.COM/PAINTERS-DENVER-CO)**